

Performance Diagnostic Plugin (Batch Processing)  
User Guide

## **Oracle Banking Retail and SME Lending Cloud Service**

**Release 14.8.2.0.0**

**Part No. G55841-01**

April 2026

Performance Diagnostic Plugin (Batch Processing) User Guide  
Oracle Banking Retail and SME Lending Cloud Services

Release 14.8.2.0.0

Copyright © 2021, 2026, Oracle and/or its affiliates.

This software and related documentation are provided under a license agreement containing restrictions on use and disclosure and are protected by intellectual property laws. Except as expressly permitted in your license agreement or allowed by law, you may not use, copy, reproduce, translate, broadcast, modify, license, transmit, distribute, exhibit, perform, publish, or display any part, in any form, or by any means. Reverse engineering, disassembly, or decompilation of this software, unless required by law for interoperability, is prohibited.

The information contained herein is subject to change without notice and is not warranted to be error-free. If you find any errors, please report them to us in writing.

If this is software, software documentation, data (as defined in the Federal Acquisition Regulation), or related documentation that is delivered to the U.S. Government or anyone licensing it on behalf of the U.S. Government, then the following notice is applicable:

U.S. GOVERNMENT END USERS: Oracle programs (including any operating system, integrated software, any programs embedded, installed, or activated on delivered hardware, and modifications of such programs) and Oracle computer documentation or other Oracle data delivered to or accessed by U.S. Government end users are "commercial computer software," "commercial computer software documentation," or "limited rights data" pursuant to the applicable Federal Acquisition Regulation and agency-specific supplemental regulations. As such, the use, reproduction, duplication, release, display, disclosure, modification, preparation of derivative works, and/or adaptation of i) Oracle programs (including any operating system, integrated software, any programs embedded, installed, or activated on delivered hardware, and modifications of such programs), ii) Oracle computer documentation and/or iii) other Oracle data, is subject to the rights and limitations specified in the license contained in the applicable contract. The terms governing the U.S. Government's use of Oracle cloud services are defined by the applicable contract for such services. No other rights are granted to the U.S. Government.

This software or hardware is developed for general use in a variety of information management applications. It is not developed or intended for use in any inherently dangerous applications, including applications that may create a risk of personal injury. If you use this software or hardware in dangerous applications, then you shall be responsible to take all appropriate fail-safe, backup, redundancy, and other measures to ensure its safe use. Oracle Corporation and its affiliates disclaim any liability for any damages caused by use of this software or hardware in dangerous applications.

Oracle®, Java, MySQL, and NetSuite are registered trademarks of Oracle and/or its affiliates. Other names may be trademarks of their respective owners. Intel and Intel Inside are trademarks or registered trademarks of Intel Corporation. All SPARC trademarks are used under license and are trademarks or registered trademarks of SPARC International, Inc. AMD, Epyc, and the AMD logo are trademarks or registered trademarks of Advanced Micro Devices. UNIX is a registered trademark of The Open Group.

This software or hardware and documentation may provide access to or information about content, products, and services from third parties. Oracle Corporation and its affiliates are not responsible for and expressly disclaim all warranties of any kind with respect to third-party content, products, and services unless otherwise set forth in an applicable agreement between you and Oracle. Oracle Corporation and its affiliates will not be responsible for any loss, costs, or damages incurred due to your access to or use of third-party content, products, or services, except as set forth in an applicable agreement between you and Oracle.

---

# Contents

Contents I

<b>1. Preface</b> .....	<b>1-1</b>
1.1 Introduction .....	1-1
1.2 Audience .....	1-1
1.3 Documentation Accessibility .....	1-1
1.4 Critical Patches .....	1-1
1.5 Organization .....	1-1
1.6 Abbreviations .....	1-2
1.7 Glossary of Icons .....	1-2
1.8 Related Documents .....	1-2
<b>2. PDP (Batch) Functionality</b> .....	<b>2-1</b>
2.1 Introduction .....	2-1
2.2 PDP (Batch) Maintenance .....	2-1
2.2.1 <i>Invoking PDP Maintenance Screen – Batch Processing</i> .....	2-1
2.2.1.1 <i>Viewing PDP Summary Screen – Batch 2</i>	
2.3 EOC Run .....	2-2
2.4 Results .....	2-3
2.4.1 <i>TKPROF</i> .....	2-4
2.4.2 <i>HPROF</i> .....	2-4
<b>3. Error Code and Messages</b> .....	<b>3-1</b>
3.1 Error Codes .....	3-1
<b>4. FAQ's</b> .....	<b>4-1</b>
<b>5. Function ID Glossary</b> .....	<b>5-1</b>

---

# 1. Preface

## 1.1 Introduction

This manual is been designed to help you quickly get acquainted with the Performance Diagnostic Plugin (Batch Processing) of Oracle Banking Retail and SME Lending Cloud Service.

## 1.2 Audience

This manual is intended for the following User/User Roles:

Role	Function
Database Administrator	To provide the necessary Execute grants for TKPROF & HPROF file generation.
End of Day operators	Processing during End of Day/ Beginning of Day
System Technical Analyst	To analyze the Performance lag issue faced by bank user.
Oracle Banking Retail and SME Lending Cloud Service user	Any user of Oracle Banking Retail and SME Lending Cloud Service facing performance issues in the system

## 1.3 Documentation Accessibility

For information about Oracle's commitment to accessibility, visit the Oracle Accessibility Program website at <http://www.oracle.com/pls/topic/lookup?ctx=acc&id=docacc>.

## 1.4 Critical Patches

Oracle advises customers to get all their security and vulnerability information from the Oracle Critical Patch Update Advisory, which is available at [Critical Patches, Security Alerts and Bulletins](#). All critical patches should be applied in a timely manner to ensure effective security, as strongly recommended by [Oracle Software Security Assurance](#).

## 1.5 Organization

This manual is organized as follows:

Chapter	Description
Chapter 1	Preface gives information on the intended audience. It also lists the various chapters covered in this User Manual.
Chapter 2	Functionality and Maintenance of various parameters for Performance Diagnostic Plugin - Batch Processing
Chapter 3	Error Code and Message





<b>Chapter 4</b>	Frequently Asked Question's (FAQ's)
<b>Chapter 5</b>	Function ID Glossary

## 1.6 Abbreviations

<b>Abbreviation</b>	<b>Description</b>
DBA	Database Administrator
EOC	End of Cycle
EOD	End of Day
HPROF	Hierarchical Profiler
PDP	Performance Diagnostic Plugin
PLSQL	Procedural Language for SQL
SQL	Structured Query Language
TKPROF	Transient Kernel Profiler

## 1.7 Glossary of Icons

This User Manual refers to the following icons.

<b>Icons</b>	<b>Function</b>
	Add Row
	Delete Row
	Exit
	Option List

## 1.8 Related Documents

For further information on procedures discussed in the manual, refer to the Oracle Database manuals on:

- [Enabling SQL Tracing and Using TKPROF](#)
- [Using the PL/SQL Hierarchical Profiler](#)
- [Common Core - Automated End of Day User Guide](#)



---

## 2. PDP (Batch) Functionality

### 2.1 Introduction

Performance Diagnostic Plugin (PDP-Batch) is a tool to capture the performance lag reports like TKPROF and Hierarchical profiling (HPROF) during batch processing in OBRSL.

Existing methods of capturing these reports at a very high level causing difficulties in analyzing the precise point of issue and involves DBA's. PDP helps to get the report precisely at the issue level i.e., for a particular batch configured. This tool is applicable only for batch configured in EOC under POST stages.

### 2.2 PDP (Batch) Maintenance

Performance Diagnostic Plugin tool depends on the initial maintenance of the performance issue faced by the user to generate the performance bottleneck reports for analysis.

This section contains the following topics:

- [Section 2.2.1, "Invoking PDP Maintenance Screen – Batch Processing"](#)
- [Section 2.2.1.1, "Viewing PDP Summary Screen – Batch"](#)

#### 2.2.1 Invoking PDP Maintenance Screen – Batch Processing

You can invoke the 'Performance Diagnostic Plugin (Batch) Maintenance' screen by typing 'STDEDPDP' in the field at the top right corner of the Application tool bar and clicking on the adjoining arrow button.

You specify the following fields:

**Branch Code**

Specify the Branch code details for branch facing the performance issue.

**Branch Name**

This displays the name of the Branch selected.

**EOC Batch**

Specify the EOC Batch that is causing the performance issue.

**Batch Description**

This displays the name of the Batch selected.

**EOC Stage**

Based on the Batch selected, the stage will be auto-populated.

**Trace Value**

Provides the options for users to choose the type of reports required for analysis. Below are the options to choose from:

UI Option Name	Description
Hierarchical Profiling (HPROF) File	Hierarchical profiling (HPROF) file generation
Trace (TKPROF) File	Trace file generation

## Process No.

Specify the number of parallel processes maintained for the selected batch.

---

### Note

This field is applicable only if the EOC Batch is selected as “CLBATCH” and hence is disabled by default. Field value is auto-populated as ‘0’ for all other batch’s except “CL-BATCH”.

---

### 2.2.1.1 Viewing PDP Summary Screen – Batch

You can view the summary details of PDP in the ‘Performance Diagnostics Plugin (Batch) Summary’ screen. You can invoke this screen by typing ‘STSEDPDP’ in the field at the top right corner of the application tool bar and clicking on the adjoining arrow button.

The screenshot displays the 'Performance Diagnostic Plugin (Batch) Summary' interface. At the top, there are search options: 'Search', 'Advanced Search', 'Reset', and 'Clear All'. A 'Records per page' dropdown is set to 15. Below this is a search filter section titled 'Search (Case Sensitive)' containing several input fields: 'Authorization Status' (dropdown), 'Record Status' (dropdown), 'Branch Code' (text with search icon), 'EOC Stage' (text with search icon), 'EOC Batch' (text with search icon), 'Process No' (text with search icon), and 'Trace Value' (dropdown). A 'Search Results' section is visible below, showing a table with columns: 'Authorization Status', 'Record Status', 'Branch Code', 'EOC Stage', 'EOC Batch', 'Process No', and 'Trace Value'. A 'Lock Columns' dropdown is set to 0. An 'Exit' button is located at the bottom right of the screen.

In the Performance Diagnostics Plugin (Batch) Summary screen, you can base your queries on any or all of the following parameters and fetch the records:

- Authorization Status
- Record Status
- Branch Code
- EOC Stage
- EOC Batch
- Process No
- Trace Value

Click on the ‘Search’ button. The system identifies all records satisfying the specified criteria and displays the same.

## 2.3 EOC Run

After the maintenance in STDEDPDP, run EOC to capture the performance lag reports. Below sections, depict a sample performance issue faced during EOC process.

**Problem Description:**

Assume “ACCREVAL” is taking more time during its execution at Post End of Transaction Input (sub-stage 1) stage. In-order to analyze the issue, support team has requested user to share the HPROF.

**Problem Simulation:**

1. In order to capture the performance lag reports, user needs to maintain these details in system under STDEDPDP as specified under [Section 2.2.1, "Invoking PDP Maintenance Screen – Batch Processing"](#).

Branch Code: **PD1**

EOC Stage: **Post End of Transaction Input 1**

EOC Batch: **ACCREVAL**

Process No: **0**

As per the requirement, user needs to capture HPROF; the trace value to select would be “**Hierarchical Profiler (HPROF) File**”.

2. Once the above maintenance is completed, launch End Of Cycle Operations screen (AEDSTART), perform the EOC for branch “PD1”.

**End Of Cycle Operations**

EOC Reference:

EOC Type:

Maximum Threads:

Run Branches:

Target Stage:

Group Code:

Group Description:

Sequence	Branch Code	Branch Description	Branch Date	Current Stage	Target Stage
No data to display.					

Page 1 (0 of 0 items) | < 1 >

3. Due to the performance issue, batch execution might take some time and required performance lag report are captured into their respective folders as configured.

**Results Captured:**

- **HPROF:** During EOC, the system captures the HPROF file under database servers – WORK\_AREA directory as configured under CSTB\_PARAM. Below is the HPROF file captured that can be converted into human readable html file.

 hprof\_PD1\_POSTEOTI\_1\_ACCREVAL\_0

More details on the configuration of output directories are provides under [Section 2.4, "Results"](#)

## 2.4 Results

Results captured by the system are subjected to the maintenance of Trace value. All files captured are placed under configured directories.

This section contains the following topics:

- [Section 2.4.1, "TKPROF"](#)
- [Section 2.4.2, "HPROF"](#)

## 2.4.1 TKPROF

A Trace file is a file containing a trace of certain events that happen (or will happen) during the process. SQL trace files are more concentrated towards SQL queries taking more time during execution in database. Examining a raw trace file can be overwhelming. To gather useful information from it quickly, trace files are converted into a readable format that can be easily interpreted.

Oracle Database provides a tool called tkprof for conversion of trace file into a more readable format file also referred as TKPROF file. PDP (Batch) functionality capture the trace file into the destination folder configured in init.ora file. Trace file path can also be obtained by value returned from query - `SELECT VALUE FROM V$DIAG_INFO WHERE NAME = 'Default Trace File'`. It is the responsibility of user/analyst to convert this trace file to TKPROF file for further analysis. Trace file generated by system is of below format.

```
<ORACLE_SID>_ora_<SERVER_PROCESSID>_<BRANCH_CODE>_<EOC_STAGE>_<EOC_BATCH>_<PROCESS_NO>.trc
```

Initial parts of the file name until server process id is Oracle defined naming convention based on the Database setup and later is PDP (Batch) defined naming convention. Conversion of trace file to TKPROF is achieved via below generic command. Please run the command in command prompt window.

### Syntax:

```
TKPROF
<PDP_GENERATED_TRACE_FILE><SPACE><USER_DEFINED_FILE_NAME>EXPLAIN=SCHEMA_USER/
PASSWORD@HOST_NAME:PORT<SPACE>SORT=FCHELA, EXEELA, PRSELA<SPACE>WAITS=
YES
```

### Example

PDP generated trace file: **DEV1900\_ora\_12349\_PD1\_POSTEOTI\_1\_ACCREVAL\_0.trc**

User desired TKPROF file: **TKP\_PD1\_POSTEOTI\_1\_ACCREVAL\_0**

```
TKPROF DEV1900_ora_12349_PD1_POSTEOTI_1_ACCREVAL_0.trc
TKP_PD1_POSTEOTI_1_ACCREVAL_0 EXPLAIN=UBS141WLY/
UBS141WLY@WHF00GJK.IN.ORACLE.COM:1521 SORT=FCHELA, EXEELA, PRSELA
WAITS=YES
```

## 2.4.2 HPROF

Hierarchical profiler (HPROF) is used to identify bottlenecks and performance-tuning opportunities in PL/SQL applications. HPROF is similar to trace files but is more concentrated towards PLSQL blocks to capture the timings during execution. This file reports the dynamic execution profile of your PL/SQL program, organized by sub program calls.

Similar to trace file, HPROF provides *plshprof* command-line utility to convert HPROF file into human-readable html format. HPROF generated by the system is of the below format, matching the PDP (Batch) naming convention standards. The generated file are under WORK\_AREA path defined under CSTB\_PARAM.

```
hprof_<BRANCH_CODE>_<EOC_STAGE>_<EOC_BATCH>_<PROCESS_NO>
```

Conversion of HPROF file to human readable html format achieved via below generic command. Please run in command prompt window.

**Syntax:**

```
PLSHPROF<SPACE> -  
OUTPUT<SPACE><USER_DEFINED_FILE_NAME><SPACE><PDP_GENERATED_HPROF_FILE>
```

Example:

PDP Generated HPROF file: **hprof\_PD1\_POSTEOTI\_1\_ACCREVAL\_0**

User desired HPROF html file: **hp\_PD1\_POSTEOTI\_1\_ACCREVAL\_0.html**

```
PLSHPROF -OUTPUT hp_PD1_POSTEOTI_1_ACCREVAL_0  
hprof_PD1_POSTEOTI_1_ACCREVAL_0
```

---

**Note**

Below are some of the sample files attached for reference.

TKPROF	TKP_AK1_POSTEOTI_1_CLBATCH_0.prf
HPROF	hp_PD1_POSTEOTI_1_ACCREVAL_0.html

---

## 3. Error Code and Messages

This chapter contains the following section:

- [Section 3.1, "Error Codes"](#)

### 3.1 Error Codes

Function ID	Error Code	Message
STDEDPDP	ST-PDP-002	Process Number can be greater than 0 only for CLBATCH
STDEDPDP	ST-PDP-003	Process Number for CLBATCH cannot be greater than \$1 for Branch \$2

---

## 4. FAQ's

### 1. What is SMTM\_EOC\_BATCH\_TRACE Table? How are values inserted into it?

SMTM\_EOC\_BATCH\_TRACE is a data store for capturing the EOC batch related maintenance for Performance Diagnostic Plugin (Batch) functionality i.e. it will store, Branch Code, EOC Stage, EOC Batch, Process No and Trace Value. Based on these parameters- Time Lag Report will be generated. The data can be captured using the newly designed function id STDEDPDP.

### 2. What is the use of the CSTB\_PARAM flag? When will the CSTB\_PARAM be set to 'Y' (Enabled)

CSTB\_PARAM table will have a Performance Diagnostic Plugin (PDP-Batch) specific flag called **TIME\_LOG\_BATCH**, which is used to enable or disable the functionality of PDP (Batch) i.e. capturing of any performance lag reports in the system. By default, the value is set as 'N'.

### 3. Who is expected to convert the generated Trace / Hierarchical Profiling files to readable format?

Bank IT team or Support Teams or any particular analyst who might be working on that issue as it is a generic command.

### 4. Is this PDP (Batch) functionality specific to any product?

PDP functionality related to Batch processing is specific to OBRSL as of now.

### 5. What are all Batches under EOC applicable for this functionality?

All batches maintained under Mandatory Batch Program Maintenance (EIDMANPE) i.e. POST Stages are applicable for PDP (Batch) functionality.

### 6. Provide details on destination folder for the performance lag reports generated?

Both the Trace file and HPROF file are generated into different folder as explained in [Section 2.4, "Results"](#).

Below table, provides quick access to the destination path:

Result File	Destination
Trace File	Path returned by below Query - SELECT VALUE FROM V\$DIAG_INFO WHERE NAME = 'Default Trace File'
HPROF File	WORK_AREA path as configured under CSTB_PARAM

---

## 5. Function ID Glossary

### A

AEDSTART .....2-3

### S

STDEDPDP ..... 2-1

STSEDPDP ..... 2-2